

Link Conditions for Simplifying Meshes with Embedded Structures

Dilip Mathew Thomas, Vijay Natarajan, *Member, IEEE*, and Georges-Pierre Bonneau

Abstract—Interactive visualization applications benefit from simplification techniques that generate good quality coarse meshes from high resolution meshes that represent the domain. These meshes often contain interesting substructures, called embedded structures, and it is desirable to preserve the topology of the embedded structures during simplification, in addition to preserving the topology of the domain. This paper describes a proof that link conditions, proposed earlier, are sufficient to ensure that edge contractions preserve topology of the embedded structures and the domain. Excluding two specific configurations, the link conditions are also shown to be necessary for topology preservation. Repeated application of edge contraction on an extended complex produces a coarser representation of the domain and the embedded structures. An extension of the quadric error metric is used to schedule edge contractions, resulting in a good quality coarse mesh that closely approximates the input domain and the embedded structures.

Index Terms—Embedded structures, extended complex, link conditions, mesh simplification, topology preservation, quadric error metric.



1 INTRODUCTION

SEVERAL modeling and simulation applications produce complex meshes at a very high level of detail. In order to speed up the subsequent processing, the meshes are simplified to generate a lower resolution approximation of the original mesh. A popular method used to simplify meshes is the iterative contraction of mesh edges. Many applications require that the topology of the mesh remain unchanged after simplification. In the context of edge contractions, topology preservation can be ensured by evaluating, for each edge, a set of conditions called link conditions [9] and allowing only those edges that satisfy the link conditions to be contracted.

Many meshes contain interesting substructures of lower dimensions embedded within the mesh. The topology of such embedded structures is often important. For instance, in a mesh that contains two distinct regions, the boundary separating the two regions could be an embedded structure whose topology needs to be preserved while simplifying the mesh.

Vivodtzev et al. [1], [2] have proposed a simplification technique that preserves the topology of the mesh and the embedded structures. They transform the original mesh to an extended complex by attaching simplices from a dummy vertex to simplices of the embedded

structure. Link conditions are evaluated on the extended complex and only those edges that satisfy the link conditions are contracted to simplify the mesh. They use this technique to simplify meshes with embedded structures and demonstrate, using multiple datasets, that the simplification process preserves the topology of the mesh and the embedded structures. However, the theoretical correctness of this technique is yet to be established for volumetric meshes.

The main contributions of this paper are:

- We give a mathematical proof to show that edge contractions that satisfy link conditions evaluated in the extended complex of a 3D mesh preserve the topology of the mesh and the embedded structures.
- Our proof for 3D meshes is generic. We use the same arguments to prove the analogous result for 2D meshes also.
- We extend the simplification algorithm to handle embedded structures that lie on the boundary. This was a limitation of the previous algorithm.
- We demonstrate the usefulness of the simplification technique in geophysics, isosurface topology preservation, and molecular surface topology preservation.
- We show that evaluation of link conditions on the extended complex is necessary for topology preservation of a restricted class of 2D meshes with 1D embedded structures.

Our implementation of the simplification algorithm for tetrahedral meshes uses ideas based on the Quadric Error Metric (QEM) to improve the quality of mesh elements and to approximate the scalar field defined on the mesh. Further, the algorithm also preserves the geometry of the embedded structure. Evaluation of link conditions requires computation of the order of a simplex. This

- Dilip Mathew Thomas is affiliated with the Dept. of Computer Science and Automation, Indian Institute of Science, Bangalore, E-mail: dilip@csa.iisc.ernet.in
- Vijay Natarajan is affiliated with the Dept. of Computer Science and Automation, Supercomputer Education and Research Centre, Indian Institute of Science, Bangalore, E-mail: vijayn@csa.iisc.ernet.in
- Georges-Pierre Bonneau is affiliated with the LJK, INRIA Grenoble, and the University of Grenoble, France, Email: Georges-Pierre.Bonneau@inria.fr

computation is non-trivial in the context of embedded structures. We describe an explicit characterization of simplices that leads to an algorithm for computing their order.

The rest of the paper is organized as follows. Section 2 describes related work. Section 3 defines all terms used in this paper. Section 4 describes the proofs in detail. Section 5 discusses implementation of the simplification algorithm. Section 6 lists applications of the algorithm. Section 7 discusses our experimental results. Section 8 concludes the paper.

2 RELATED WORK

2.1 Mesh Simplification

Mesh simplification is an area of active research within the scientific visualization community. Edge contractions are extensively used for mesh simplification and several algorithms exist that differ in the manner in which edges are chosen for contraction. A notable algorithm is the quadric error based algorithm of Garland et al. [6], which produces high quality approximations and is computationally very efficient. A multitude of techniques for mesh simplification are compared in several survey articles [3], [4], [5].

2.2 Topology Preservation and Controlled Simplification

Dey et al. [9] showed that an edge that satisfies a set of conditions, called link conditions, can be contracted without causing topology violation. These are local conditions evaluated in the neighbourhood of the edge. However, link conditions do not distinguish embedded structures from the rest of the mesh and hence may not ensure topology preservation of embedded structures.

Early work on minimum and minimal triangulations studied the smallest possible mesh that can be reached without violating the topology [15], [16]. Different from topology preserving simplification, controlled topology simplification helps to remove topological noises like small holes, while retaining important topological characteristics of the mesh. Reeb graphs and Morse-Smale complexes are extensively used for controlled topological simplification [10], [11], [12].

2.3 Attribute Preservation

Various attributes like material colour, scalar field, etc. are often available as attributes at each vertex of the mesh. These attributes also need to be preserved during simplification. Quadric error metric based simplification methods can be extended to enable attribute preservation [7], [8]. Cignoni et al. compared various simplification techniques to approximate the scalar field of a tetrahedral mesh [3].

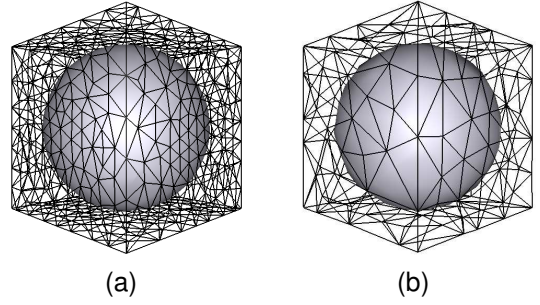


Fig. 1. (a) Original and (b) simplified volume containing embedded structure shown in grey.

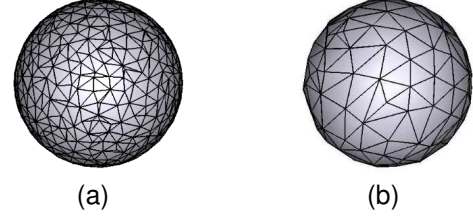


Fig. 2. (a) Embedded structure before and (b) after simplification.

2.4 Substructure Preservation

Mesh simplification algorithms should preserve important substructures of the mesh. We assume that the substructure is specified by the user or is available as the output of prior analysis of the mesh. Figure 1(a), 2(a) show the surface of a grey spherical ball embedded inside a cube. The mesh and the embedded structure, after simplification, is shown in Figure 1(b), 2(b).

By transforming the input mesh to an extended complex, Vivodtzev et al. [1], [2] capture the topology of the substructures in a new mesh and ensure that the topology of both the input mesh and the embedded structures is preserved during simplification.

They sketch a proof for topology preservation in the case of 2D meshes. However, this proof is not complete because their analysis overlooks the presence of new simplices in the extended complex, which are added from the dummy vertex. Moreover, the proof does not extend to the case of 3D meshes because it relies on specific properties of edges within a 2D mesh.

2.5 Scalability

When the size of the mesh becomes huge, out-of-core algorithms are required to process the mesh. These methods design a mesh representation scheme and a simplification algorithm that accesses the mesh in a spatially coherent manner [13], [17]. Since link conditions are evaluated in the neighbourhood of an edge, they can also be implemented out-of-core for large meshes.

3 DEFINITIONS

A k -simplex η is the convex hull of $k + 1 \geq 1$ affinely independent points. Its dimension is $\dim(\eta) = k$. A face τ

of η is the simplex defined by a non-empty subset of the $k+1$ points and τ is *proper* if the subset is proper. We say $\tau \leq \eta$ and call η a *coface* of τ . The *interior* of a simplex, $\text{int } \tau$ is the set of points contained in τ but not in any proper face of τ . A *simplicial complex* K is a collection of simplices such that:

- i. If $\eta \in K$ then all faces of η are also in K
- ii. If $\eta, \tau \in K$ then $\eta \cap \tau$ is empty or a face of η, τ .

The dimension of K , $\dim(K)$, is the largest dimension of simplices in K . The *underlying space* of K , $|K|$ is the union of simplex interiors in K . A simplex in K is *principal* if it has no coface in K other than itself. Two simplicial complexes K and L are said to be *combinatorially equivalent*, $K \simeq L$, if they have isomorphic subdivisions.

For $L \subseteq K$, the *closure* of L , denoted by \bar{L} is the smallest subcomplex that contains L . The *star* of L in K , denoted by $St(L; K)$, is the set of cofaces of simplices in L . The *link* of L in K , denoted by $Lk(L; K)$, is the set of all faces of cofaces of simplices in L that are disjoint from simplices in L .

$$\begin{aligned}\bar{L} &= \{\tau \in K \mid \tau \leq \eta \in L\} \\ St(L; K) &= \{\eta \in K \mid \eta \geq \tau \in L\} \\ Lk(L; K) &= \overline{St(L; K)} - St(\bar{L}; K)\end{aligned}$$

The order of a simplex τ in K , denoted by $Ord(\tau; K)$, measures the topological complexity of τ in K . Let $k = \dim(St(\tau; K))$. $Ord(\tau; K)$ is the smallest integer i such that there is a $(k-i)$ simplex η , in a suitable simplicial complex F , such that $St(\tau; K)$ and $St(\eta; F)$ are combinatorially equivalent.

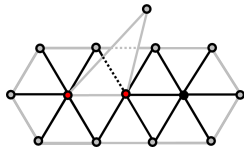


Fig. 3. The order of a simplex is an indicator of the topological complexity of its star. Grey simplices are of order 1 and the two red vertices have order 2. Other simplices have order 0.

To illustrate order of a simplex, consider the 2D simplicial complex in Figure 3. The order of all triangles in the mesh is 0 because the star of a triangle in the mesh is the triangle itself. Hence $k = 2$. Now, we can choose a triangle with its faces as a simplicial complex so that the star of the triangle is combinatorially equivalent to a triangle in the mesh. Hence $k - i = 2$ and therefore $i = 0$. So all triangles of the mesh have order 0. The black edges are shared by two triangles. So $k = 2$. The star of a black edge is isomorphic to a triangle subdivided into two. Thus order of black edges is also 0. The star of the black vertex is isomorphic to subdivisions of a triangle and hence has order 0. Following a similar reasoning, all grey edges and vertices have order 1 and the two red vertices have order 2.

The j -th *boundary* of a simplicial complex K , denoted by $Bd_j K$ is the set of simplices with order greater than or equal to j . In Figure 3, the 0th boundary is the entire mesh, the 1st boundary is the set of grey edges, grey vertices and red vertices. The 2nd boundary consists of the two red vertices.

For a k -simplex η and a vertex x that is affinely independent of the vertices v_1, v_2, \dots, v_{k+1} of η , the *cone* from x to η is defined as a simplex with vertices $x, v_1, v_2, \dots, v_{k+1}$ and is denoted by $x \cdot \eta$.

For each i , define $Bd_i^\omega K$ to be the simplicial complex formed from $Bd_i K$ by adding a dummy vertex ω and adding cones from ω to all simplices in $Bd_{i+1} K$. So, $Bd_i^\omega K = Bd_i K \cup (\omega \cdot Bd_{i+1} K)$. For a simplex $\eta \in Bd_i^\omega K$, we denote the link within $Bd_i^\omega K$ as $Lk_i^\omega(\eta; K)$.

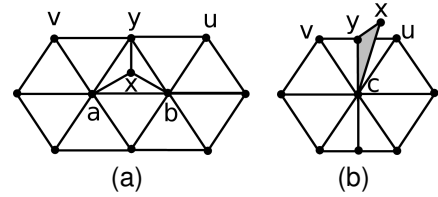


Fig. 4. (a) Simplicial complex K before contracting edge ab . (b) After contraction, yc is incident on three triangles and hence topology of K is not preserved.

We use edge contraction as the basic operation for mesh simplification. While doing edge contractions in a simplicial complex K , topology of K would be preserved if a set of conditions, called *link conditions*, are satisfied. For an edge ab , the link conditions are:

$$Lk_i^\omega(a; K) \cap Lk_i^\omega(b; K) = Lk_i^\omega(ab; K) \quad \forall i \geq 0.$$

Figure 4 illustrates topology violation when an edge is contracted without checking link conditions. Edge ab of a 2-complex K , shown in Figure 4(a), is contracted to c as shown in Figure 4(b). Topology is violated since edge yc after contraction is incident on three triangles, vyc , xyz , and uyc . However, checking link conditions prevents this situation since $xy \in Lk_0^\omega(a; K) \cap Lk_0^\omega(b; K)$ but $xy \notin Lk_0^\omega(ab; K)$.

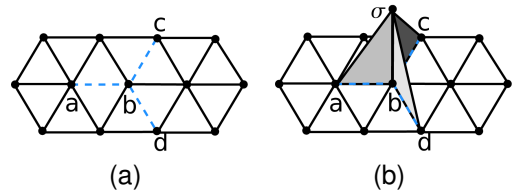


Fig. 5. (a) Simplicial complex K with embedded structure in blue and (b) \tilde{K} obtained by inserting cones from σ .

For a simplicial complex K , an *embedded structure* is a user defined subcomplex of K where $\dim(E) < \dim(K)$. An extended complex, \tilde{K} , as defined by Vivodtzev et al. [1], [2], is obtained from K by introducing a dummy vertex σ and adding cones from σ to simplices in E so that $\tilde{K} = K \cup \sigma \cdot E$.

To illustrate this, consider the simplicial complex K in Figure 5(a), where the edges in blue form the embedded structure. Then the extended complex is constructed by inserting cones from σ to the blue edges as shown in Figure 5(b).

4 TOPOLOGY PRESERVATION

Let K be a tetrahedral mesh with embedded structure E of dimension 2 or lower. \tilde{K} is the extended complex formed from K by adding cones to E from a dummy vertex σ . Vivodtzev et al. [1], [2] assume that K can be simplified without violating topology of K or E by contracting edges that satisfy link conditions of \tilde{K} . They sketch a proof for the case $\dim(K) = 2$. However, as indicated earlier, this proof has a major gap since it does not consider the cones added from σ while analysing order of simplices in \tilde{K} . Moreover, the proof does not extend to the case of $\dim(K) = 3$. In this section, we present a proof for the case when $\dim(K) = 3$. Analogous arguments prove the result for $\dim(K) = 2$. Initially we assume that E is disjoint from $Bd_1 K$ and prove that link conditions are sufficient for topology preservation of E and K . Later, we show that this assumption can be relaxed.

Consider edge contractions of \tilde{K} where the edges are not incident on the dummy vertex σ . The link conditions for a 3-complex \tilde{K} are:

$$Lk_0^\omega(a; \tilde{K}) \cap Lk_0^\omega(b; \tilde{K}) = Lk_0^\omega(ab; \tilde{K}), \quad (\text{III.0})$$

$$Lk_1^\omega(a; \tilde{K}) \cap Lk_1^\omega(b; \tilde{K}) = Lk_1^\omega(ab; \tilde{K}), \quad (\text{III.1})$$

$$Lk_2^\omega(a; \tilde{K}) \cap Lk_2^\omega(b; \tilde{K}) = \emptyset. \quad (\text{III.2})$$

We want to prove that edge contractions that satisfy the above link conditions of \tilde{K} preserve topology of K and E .

We adopt a two-step approach to prove this result. First, we show that topology of K is preserved by proving that if an edge is selected for contraction then it will satisfy link conditions of K . This is done by proving the contrapositive statement – if an edge violates link conditions of K , then it will also violate link conditions of \tilde{K} and hence will not be selected for edge contraction.

Next, we show that topology of E is preserved. For this, we classify edges into different categories based on whether they are part of E or not. It is easy to show that edges outside E that satisfy link conditions of \tilde{K} will not cause topology violation of E . For edges that belong to E , we use an approach similar to the one used for K and show that link conditions of \tilde{K} are violated whenever link conditions of E are violated.

4.1 Order of a simplex in E and \tilde{K}

To argue about violation of link conditions in E and \tilde{K} , it is important to understand the relationship between the order of a simplex in E and its order in \tilde{K} . The lemmas below state this relationship. For better readability, we

postpone the discussion on the proof of these lemmas to Appendix A.

Lemma 1. For an edge $ab \in E$, if $\text{Ord}(ab; E) = 1$, then

- i. $\text{Ord}(\sigma ab; \tilde{K}) = 1$
- ii. $\text{Ord}(ab; \tilde{K}) \geq 1$.

Lemma 2. For an edge $ab \in E$, if $\text{Ord}(ab; E) = 0$, then $\text{Ord}(\sigma ab; \tilde{K}) = 0$.

Lemma 3. For a vertex $a \in E$, if $\text{Ord}(a; E) \geq 1$, then $\text{Ord}(\sigma a; \tilde{K}) \geq 1$.

Lemma 4. For an edge $ab \in E$, if $\text{Ord}(ab; E) = 1$ and $\text{Ord}(a; E) = 2$, then $\text{Ord}(\sigma a; \tilde{K}) = 2$.

Lemma 5. $Bd_i^\omega K \subseteq Bd_i^\omega \tilde{K}, \forall i \geq 0$.

4.2 Preserving topology of K

We now show that whenever link conditions are violated for an edge ab of K , they are violated for \tilde{K} as well.

Let i^{th} link condition (where $i = 0, 1, 2$) in K be violated by a simplex $s \in Bd_i^\omega K$. Note that link of an edge is contained in the link of its vertices, hence it is not possible that $s \in Lk_i^\omega(ab; K)$ and $s \notin Lk_i^\omega(a; K) \cap Lk_i^\omega(b; K)$. Hence, $s \in Lk_i^\omega(a; K) \cap Lk_i^\omega(b; K)$ and $s \notin Lk_i^\omega(ab; K)$. By Lemma 5, $s \in Lk_i^\omega(a; \tilde{K})$ and $s \in Lk_i^\omega(b; \tilde{K})$. We show that $s \notin Lk_i^\omega(ab; \tilde{K})$.

For a simplex $s \in E$, since $E \cap Bd_1 K = \emptyset$, $\text{Ord}(s; K) = 0$. When K is extended to \tilde{K} , cones are added from σ to simplices in E . The cones thus added to s may increase the order of s in \tilde{K} i.e., $\text{Ord}(s; \tilde{K})$ may be greater than $\text{Ord}(s; K)$. Thus a new simplex that appears in $Lk_i^\omega(ab; \tilde{K})$ is a simplex belonging to one of the following types:

- I. a cone from σ
- II. a cone from ω to simplices incident on σ
- III. a cone from ω to simplices in E
- IV. the subcomplex E (if $i > 0$).

If any of these new simplices in $Lk_i^\omega(ab; \tilde{K})$ is s , link conditions in \tilde{K} would be satisfied. However, we show that none of the new simplices lie in $Bd_i^\omega K$ and hence cannot be s since $s \in Bd_i^\omega K$. Type I or type II is not in $Bd_i^\omega K$ since the dummy vertex $\sigma \notin Bd_i^\omega K$. Type III is not in $Bd_i^\omega K$ because in $Bd_i^\omega K$, cones from ω are added only to simplices whose order is higher than 0. However, all simplices in E have order 0 in K . Type IV is not in $Bd_i^\omega K$ because all simplices in E have order 0 and hence do not belong to $Bd_i^\omega K, i > 0$. Hence, none of the new simplices in $Lk_i^\omega(ab; \tilde{K})$ can be s .

Thus the simplex s lies in both $Lk_i^\omega(a; \tilde{K})$ and $Lk_i^\omega(b; \tilde{K})$ but does not lie in $Lk_i^\omega(ab; \tilde{K})$. So i^{th} link condition of \tilde{K} is violated.

4.3 Preserving topology of E

An edge ab either belongs to the subcomplex E or lies outside E . In either case we show that if contracting ab does not violate link conditions in \tilde{K} then the topology of E is preserved.

4.3.1 Contracting edges not in E

Let ab denote an edge in \tilde{K} that is not contained in E . Let c be the new vertex obtained after contracting ab . Let F denote the embedded structure after contracting ab . A simplex $\langle v_1, \dots, v_n, c \rangle$ lies in F if and only if either $\langle v_1, \dots, v_n, a \rangle$ or $\langle v_1, \dots, v_n, b \rangle$ lies in E .

Case 1. $a, b \notin E$:

None of the vertices of E are affected by the contraction. So $F = E$ and topology of E is preserved.

Case 2. $a \in E; b \notin E$:

After contracting ab , all simplices $\langle v_1, \dots, v_n, a \rangle \in E$ become $\langle v_1, \dots, v_n, c \rangle \in F$. This renaming of a vertex does not change the topology of E .

Case 3. $a, b \in E; ab \notin E$:

This edge contraction is rejected because link condition (III.0) is violated. Cones are added from σ to a and b but not to ab . So, $\sigma \in Lk_0^\omega(a; \tilde{K}) \cap Lk_0^\omega(b; \tilde{K})$ but $\sigma \notin Lk_0^\omega(ab; \tilde{K})$.

4.3.2 Contracting edges in E

The embedded structure E is a 2-complex. The two link conditions corresponding to $Bd_0^\omega E$ and $Bd_1^\omega E$ are:

$$Lk_0^\omega(a; E) \cap Lk_0^\omega(b; E) = Lk_0^\omega(ab; E), \quad (\text{II.0})$$

$$Lk_1^\omega(a; E) \cap Lk_1^\omega(b; E) = \emptyset. \quad (\text{II.1})$$

We show that if the i^{th} link condition, ($i = 0, 1$), is violated in E , then i^{th} link condition in \tilde{K} is also violated. First, we show that if $ab \in Bd_i E$, then $ab \in Bd_i \tilde{K}$, so that it is meaningful to talk about contracting ab in i^{th} boundary of \tilde{K} .

It is clear that $ab \in Bd_0 \tilde{K}$ since $ab \in E \subset K \subset \tilde{K}$. Now, suppose $ab \in Bd_1 E$. The order of an edge in a 2-complex cannot be two or higher. So, $Ord(ab; E) = 1$. Using Lemma 1, $ab \in Bd_1 \tilde{K}$. Thus, if $ab \in Bd_i E$, then $ab \in Bd_i \tilde{K}$.

Now, suppose i^{th} link condition is violated in E while contracting edge ab . Then there is a simplex $s \in Bd_i^\omega E$ such that $s \in Lk_i^\omega(a; E)$, $s \in Lk_i^\omega(b; E)$ and $s \notin Lk_i^\omega(ab; E)$.

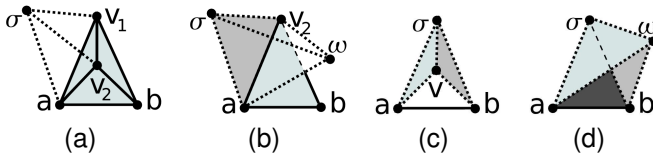


Fig. 6. Different cases in which link conditions are violated. Link of a contains (a) $\sigma v_1 v_2$ (b) $\omega \sigma v_2$ (c) σv (d) $\omega \sigma$.

Case 1. Link condition (II.0) is violated:

Since $Bd_0^\omega E$ is a 2-complex, s is either an edge or a vertex.

Case 1a. s is an edge, say $v_1 v_2$:

If $v_1 \neq \omega$ and $v_2 \neq \omega$, then $av_1 v_2 \in E$ and hence $\sigma av_1 v_2 \in \tilde{K}$, see Figure 6(a). So, $\sigma v_1 v_2 \in Lk_0^\omega(a; \tilde{K})$. Similarly,

$\sigma v_1 v_2 \in Lk_0^\omega(b; \tilde{K})$. Therefore, $Lk_0^\omega(a; \tilde{K}) \cap Lk_0^\omega(b; \tilde{K})$ contains a triangle.

Now, assume that either v_1 or v_2 is the dummy vertex ω . Without loss of generality, let v_1 be the dummy vertex. Since cones from ω are added only to simplices in $Bd_1 E$, $Ord(av_2; E) = 1$. Using Lemma 1, $Ord(\sigma av_2; \tilde{K}) = 1$ and so $\omega \sigma av_2 \in Bd_0^\omega \tilde{K}$, see Figure 6(b). Hence $\omega \sigma v_2 \in Lk_0^\omega(a; \tilde{K})$. Similarly, $\omega \sigma v_2 \in Lk_0^\omega(b; \tilde{K})$. Therefore, $Lk_0^\omega(a; \tilde{K}) \cap Lk_0^\omega(b; \tilde{K})$ contains a triangle. In both cases the link condition (III.0) is violated because $Lk_0^\omega(ab; \tilde{K})$ cannot contain a triangle.

Case 1b. s is a vertex, say v :

If $v \neq \omega$, then $av, bv \in E$ and $abv \notin E$ which implies $\sigma av, \sigma bv \in Bd_0^\omega \tilde{K}$ and $\sigma abv \notin Bd_0^\omega \tilde{K}$. Hence $\sigma v \in Lk_0^\omega(a; \tilde{K}) \cap Lk_0^\omega(b; \tilde{K})$ and not in $Lk_0^\omega(ab; \tilde{K})$, see Figure 6(c). Thus link condition (III.0) is violated.

If v is ω , then since link condition (II.0) is violated, $\omega \notin Lk_0^\omega(ab; E)$. This implies $\omega ab \notin Bd_0^\omega E$, and therefore $Ord(ab; E) = 0$. Since $\omega \in Lk_0^\omega(a; E)$, it follows that $Ord(a; E) \geq 1$, because cones from ω are added only to simplices in $Bd_1 E$. Using Lemma 3, $Ord(\sigma a; \tilde{K}) \geq 1$. Hence $\omega \sigma a \in Bd_0^\omega \tilde{K}$ and $\omega \sigma \in Lk_0^\omega(a; \tilde{K})$, see Figure 6(d). Similarly, $\omega \sigma \in Lk_0^\omega(b; \tilde{K})$. However, since $Ord(ab; E) = 0$, it follows from Lemma 2, that $Ord(\sigma ab; \tilde{K}) = 0$ and hence $\omega \sigma \notin Lk_0^\omega(ab; \tilde{K})$. Therefore link condition (III.0) is violated.

Case 2. Link condition (II.1) is violated:

Since $Bd_1^\omega E$ is a 1-complex, s is a vertex, say v .

Case 2a. $v \in E$:

$Ord(av; E) = 1$ since $Bd_1^\omega E$ is a 1-complex. Using Lemma 1, $Ord(\sigma av; \tilde{K}) = 1$, which implies $\sigma v \in Lk_1^\omega(a; \tilde{K})$, see Figure 6(c). Similarly, $\sigma v \in Lk_1^\omega(b; \tilde{K})$. Therefore, $Lk_1^\omega(a; \tilde{K}) \cap Lk_1^\omega(b; \tilde{K})$ contains an edge.

Case 2b. v is ω :

Since in $Bd_1^\omega E$, cones from ω are added only to vertices of order 2, $Ord(a; E) = 2$. Using Lemma 4, $Ord(\sigma a; \tilde{K}) = 2$. Hence, $\omega \sigma a \in Bd_1^\omega \tilde{K}$ and $\omega \sigma \in Lk_1^\omega(a; \tilde{K})$, see Figure 6(d). Similarly, $\omega \sigma \in Lk_1^\omega(b; \tilde{K})$. Therefore, $Lk_1^\omega(a; \tilde{K}) \cap Lk_1^\omega(b; \tilde{K})$ contains an edge.

In both cases the link condition (III.1) is violated because $Lk_1^\omega(ab; \tilde{K})$ cannot contain an edge.

4.4 2-complexes

We now consider the analogous problem in 2D, where K is a 2-complex and E is a 1-complex disjoint from

$Bd_1 K$. Vivodtzev et al. [2] describe a proof of topology preservation by claiming that $Bd_1 \tilde{K} = E \cup Bd_1 K$. However, this is not true because $Bd_1 \tilde{K}$ contains edges incident on σ in addition to edges in $E \cup Bd_1 K$. For example, in Figure 5(b), the edges σa , σb , σc and σd are all order-1 edges.

Moreover, the arguments used in their proof infers order of an edge by considering the number of triangles shared by the edge. These arguments do not extend to the case of 3-complexes. For instance, the star of an edge in 3-complexes contains several tetrahedra but the number of tetrahedra do not directly indicate the order of the edge. Our arguments look at relationship between star of simplices in E and \tilde{K} to infer the order of a simplex. This approach is more general than the earlier arguments [2] and we prove the result in the case of 2D meshes using arguments analogous to the 3D case.

Topology preservation of K and topology preservation of E while contracting edges that do not lie in E , can be shown using the same arguments as in the 3D case. For the sake of completeness, we describe topology preservation of E when an edge from E is contracted, although this is analogous to the 3D case.

Since E is a 1-complex, E has one link condition given by:

$$Lk_0^\omega(a; E) \cap Lk_0^\omega(b; E) = \emptyset. \quad (I.0)$$

We show that if contracting an edge $ab \in E$ violates link condition (I.0), then link conditions are violated in \tilde{K} as well. Since E is a 1-complex, only vertices can be present in $Lk_0^\omega(a; E) \cap Lk_0^\omega(b; E)$. The vertex, v , that violates link condition (I.0) can either be a vertex in E or the dummy vertex ω .

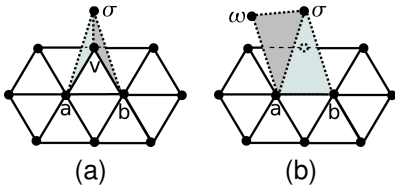


Fig. 7. (a) \tilde{K} contains σav and σbv since cones from σ are added to av and bv . (b) Cone from ω added to σa since $Ord(\sigma a; \tilde{K}) = 1$.

Case 1. $v \in E$:

Since $av \in E$, $\sigma av \in \tilde{K}$. Thus, $\sigma v \in Lk_0^\omega(a; \tilde{K})$. Similarly, $\sigma v \in Lk_0^\omega(b; \tilde{K})$. Therefore, $Lk_0^\omega(a; \tilde{K}) \cap Lk_0^\omega(b; \tilde{K})$ contains an edge, see Figure 7(a).

Case 2. v is ω :

Since cones from ω are added only to vertices of order 1, $Ord(a; E) = 1$. This means degree of a in E is either exactly one or more than two. Hence in \tilde{K} , the edge σa is incident on either exactly one or more than two triangles. Thus $Ord(\sigma a; \tilde{K}) = 1$. Hence $\omega \sigma a \in Bd_0^\omega \tilde{K}$

and $\omega \sigma \in Lk_0^\omega(a; \tilde{K})$, see Figure 7(b). Similarly, $\omega \sigma \in Lk_0^\omega(b; \tilde{K})$. Therefore, $Lk_0^\omega(a; \tilde{K}) \cap Lk_0^\omega(b; \tilde{K})$ contains an edge.

Since \tilde{K} is a 2-complex, $Lk_0^\omega(ab; \tilde{K})$ cannot contain an edge. Hence, in both the cases 0^{th} link condition is violated in \tilde{K} .

4.5 Embedded structure on boundary

We now extend our result to include embedded structures that intersect the boundary of K . This assumption is a serious shortcoming of the previous result [1], [2] because embedded structures often lies on the boundary, as shown in our applications.

Lemmas 1-4 clearly show that the relation between order of a simplex in E and \tilde{K} does not change whether embedded structure intersects the boundary of K or not. However, Lemma 5 is not necessarily true when we remove the assumption on E . For example, if E contains a triangle, say abc , which is part of a single tetrahedron in K , then $Ord(abc; K) = 1$. However, the triangle $abc \in \tilde{K}$ is incident on two tetrahedra due to the cone from σ and hence $Ord(abc; \tilde{K}) = 0$. Thus $Bd_1^\omega K \not\subseteq Bd_1^\omega \tilde{K}$.

However, note that Lemma 5 is not necessary to show that topology of E is preserved while contracting an edge. A simple solution that ensures that topology of K is also preserved is to verify that link conditions of \tilde{K} are satisfied in addition to the link conditions for K . Although this additional validation seems to require evaluation of three new link conditions, in practice, the link conditions for K and \tilde{K} can be verified in a single procedure.

4.6 Necessity of Link Conditions

For a manifold M , the link condition for an edge ab is $Lk(a; M) \cap Lk(b; M) = Lk(ab; M)$. For 2-manifolds and 3-manifolds, link conditions are necessary for ensuring topology preservation [9]. The assumption of the domain being a manifold is very restrictive and does not hold in many practical situations. However, in a more general setting of non-manifolds, link conditions are not necessary for ensuring topology preservation. In this section, we show that under practically reasonable assumptions, link conditions are almost always necessary. In particular, when K is a 2-manifold with or without boundary, E is a 1-manifold with or without boundary, and $E \cap Bd_1 K = \emptyset$, we show that except for two special cases, the link conditions of \tilde{K} are necessary for preserving the topology of K and E .

Since necessity of link conditions for topology preserving simplification of meshes with embedded structures were not studied earlier, it was not clear if such simplifications were too conservative and disallowed edge contractions that preserved the topology but violated link conditions. Our result shows that 2D mesh simplification with embedded structures is nearly optimal using link conditions, in the sense that most of the edge

contractions that we disallow do in fact modify topology. Section 7.2 describes an example of link condition violation that results in modification of the topology of the embedded structure. We describe the proof of necessity of link conditions in Appendix B.

5 IMPLEMENTATION

Our implementation of simplification of 3D meshes with embedded structures essentially contracts edges that satisfy link conditions. The input mesh represents a 3-manifold with or without boundary. The simplification proceeds until the number of vertices in the mesh reaches a user-specified threshold, v , or until no edge can be contracted without violating topology, whichever happens earlier.

5.1 Data structure and algorithm

We represent the input mesh using the triangle-edge data structure [14]. Each triangle has a flag to identify if the triangle belongs to E . We use quadric error metric [6] to handle 3D meshes with a scalar field and improve the quality of the mesh [8]. In order to ensure that the geometry of the embedded structure is minimally affected, triangles in the embedded structure are treated similar to boundary triangles i.e. edges that are incident on the embedded structure are penalized with a higher weight. Edges are selected from a priority queue in the order of increasing cost. Function SIMPLIFY describes the high level algorithm. Implementation details, except for the evaluation of order of simplices in \tilde{K} , can be found in earlier work [6], [8].

SIMPLIFY(K)

```

Initialise priority queue  $Q$  with edges in  $K$ 
while(# of vertices  $> v$  and  $Q.\text{notempty}()$ ) do
   $ab = Q.\text{pop}()$ 
  if(Link Conditions for  $K$  and  $\tilde{K}$  are satisfied)
    Contract  $ab$  and update  $K$  and  $Q$ 
  endif
endwhile

```

5.2 Computing the order of simplices in \tilde{K}

Simplices that are not part of E have the same order in K and \tilde{K} . Hence we consider only simplices whose order is different in K and \tilde{K} in this section. We describe in detail the computation of order when the embedded structure is a 2-manifold with or without boundary. For non-manifold embedded structures, the order is evaluated on a case by case basis.

Tetrahedra: All tetrahedra incident on σ have order 0.

Triangles: A triangle $abc \in E \cap Bd_1K$ is incident on exactly two tetrahedra, one in K and the other a cone from σ , and hence $\text{Ord}(abc; \tilde{K})$ is 0. If abc lies in the interior of K then abc is incident on three tetrahedra and hence has order 1. The triangle could also be a cone

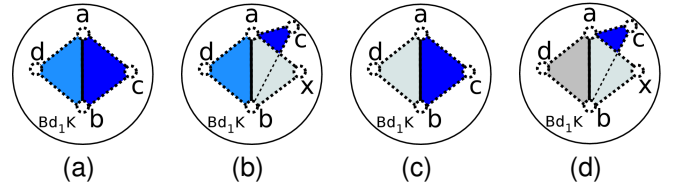


Fig. 8. (a) $St(ab; E)$ contains triangles abc and abd , both lying in Bd_1K . (b) $St(ab; E)$ contains triangle abd on Bd_1K and abc in the interior of K . (c) $St(ab; E)$ contains exactly one triangle abc lying in Bd_1K . (d) $St(ab; E)$ contains exactly one triangle abc lying in the interior of K .

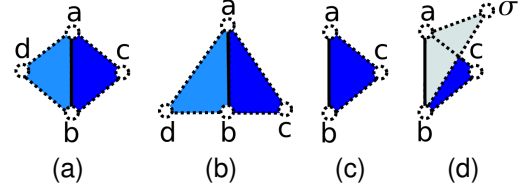


Fig. 9. (a) $St(ab; E)$ contains exactly two triangles abc and abd in the interior of K . (b) Isomorphic subdivision of star of acd . (c) $St(ab; E)$ contains exactly one triangle abc in the interior of K . (d) σab is incident on one tetrahedron, whereas abc is incident on three tetrahedra.

from σ , namely σab . The triangle σab is incident on two tetrahedra if $St(ab; E)$ has two triangles. In this case, $\text{Ord}(\sigma ab; \tilde{K})$ is 0. If $St(ab; E)$ has exactly one triangle then $\text{Ord}(\sigma ab; \tilde{K})$ is 1.

Edges: For an edge σa , $\text{Ord}(\sigma a; \tilde{K}) = \text{Ord}(a; E)$. For edges in E , we consider the following two cases.

Case 1. Edge $ab \in E$ lies on Bd_1K :

If ab is incident on exactly two triangles abc and abd in E and if both abc and abd are on Bd_1K as shown in Figure 8(a), then $\text{Ord}(ab; \tilde{K})$ is 0. This is because the half sphere $St(ab; K)$ grows to become a sphere in \tilde{K} after adding the cones from σ . If, at least one triangle, say abc is in the interior of K , as shown in Figure 8(b) then $\text{Ord}(ab; \tilde{K})$ is 2. This is because Bd_1K is a 2-manifold and hence ab is incident on a triangle abx on Bd_1K . Triangle abx is incident on only one tetrahedron and abc on three tetrahedra. Subdividing the star of a triangle cannot create two triangles, one of which is incident on exactly one tetrahedron and the other on three tetrahedra. If ab is incident on only one triangle $abc \in E$ and abc lies on Bd_1K , as shown in Figure 8(c), then $\text{Ord}(ab; \tilde{K}) = 1$, since $St(ab; \tilde{K})$ is a half sphere. If abc lies in the interior of K , as shown in Figure 8(d), then $\text{Ord}(ab; \tilde{K}) = 2$, due to triangles abx and abc incident on one and three tetrahedra respectively, as before.

Case 2. Edge $ab \in E$ lies outside Bd_1K :

If $St(ab; E)$ has exactly two triangles, then

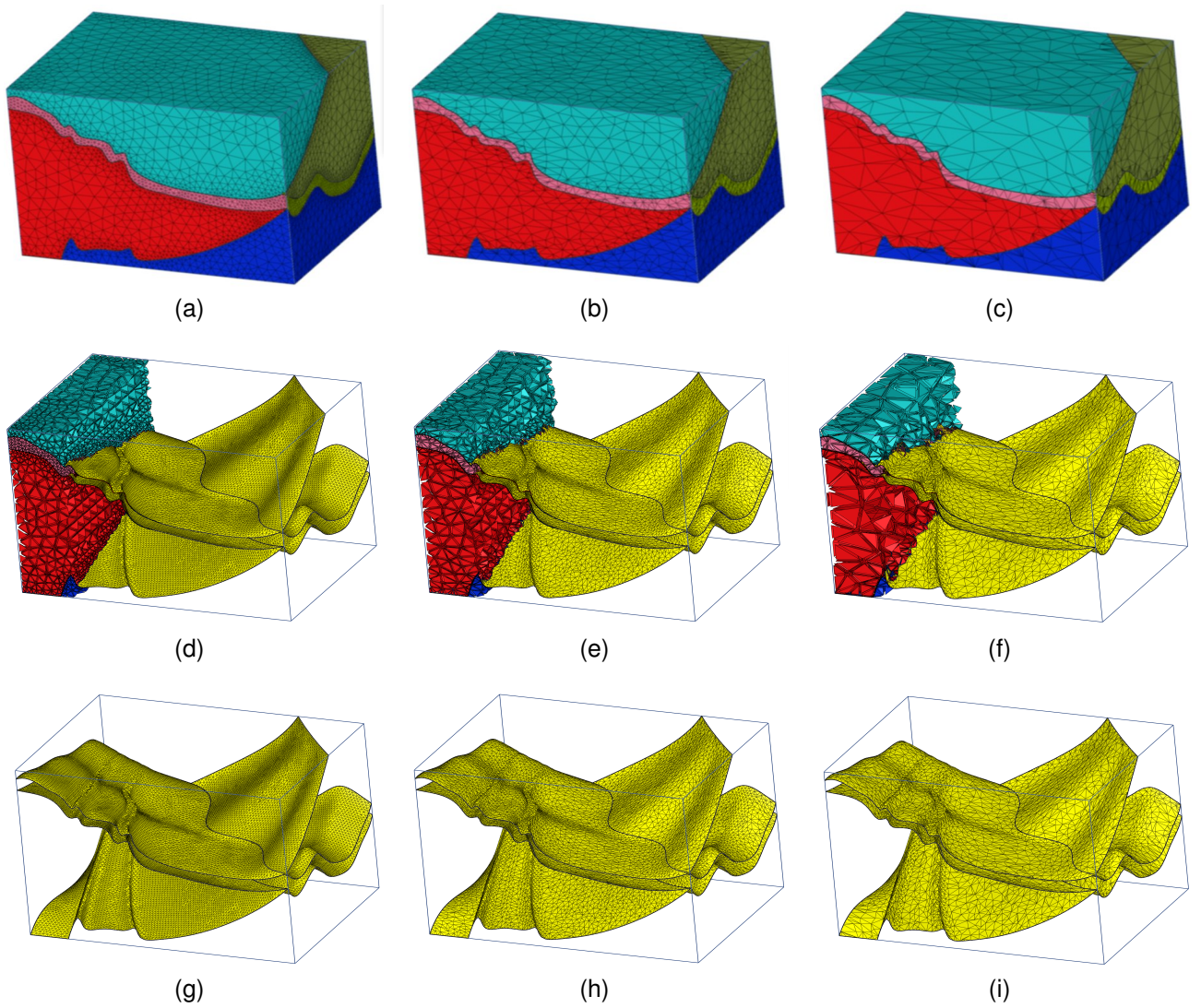


Fig. 10. Tetrahedral mesh modeling different soil types at 100%, 30%, and 10% (from left to right) of original data. First row shows the boundary of the mesh. Second row shows a cutaway view of the mesh interior with tetrahedra on the left and the embedded surface in yellow. Third row shows the embedded surface.

$Ord(ab; \tilde{K}) = 1$, because $St(ab; \tilde{K})$ has isomorphic subdivision with star of a triangle $acd \in E$ in the interior of K , as shown in Figure 9(a), 9(b).

If $St(ab; E)$ has only one triangle abc , as shown in Figure 9(c) then $Ord(ab; \tilde{K})$ is 2 since σ_{ab} is incident on exactly one tetrahedron, while abc is incident on three tetrahedra, as shown in Figure 9(d).

Vertices: For a vertex $a \notin Bd_1K$, $Ord(a; \tilde{K}) = Ord(a; E) + 1$, using isomorphic subdivisions of $St(ab; E)$ described in Figure 9(a) and Figure 9(c).

For a vertex $a \in Bd_1K$, if $St(a; E) \subset Bd_1K$, then $Ord(a; \tilde{K}) = Ord(a; E)$, using the subdivision of $St(ab; K)$, described in Figure 8(a) and Figure 8(c). If $St(a; E)$ is a disk such that a half disk lies on Bd_1K and the remaining half disk lies in the interior of K ,

then $Ord(a; \tilde{K})$ is 2, using the subdivision of $St(ab; K)$, described in Figure 8(b). If $St(a; E)$ is a half disk that lies in the interior of K , then $Ord(a; \tilde{K})$ is 2, using the subdivision of $St(ab; K)$, described in Figure 8(d). Although it is possible to analyse the remaining cases when a lies on Bd_1K and its star lies partially in the interior of K , for ease of computation and bookkeeping involved during implementation, we consider such a vertex to have order 3. Overestimating the order of the vertex assures that the topology is preserved at the cost of preventing a few legal edge contractions.

6 APPLICATIONS

6.1 Study of Seismic Activity

Geophysicists model the earth at different scales in space and time in order to study different phenomena including the convection in the terrestrial crust that influences tectonic plates dynamics, the convection in the outer core

region for the generation of earth's magnetic field [20], or at a smaller scale, the propagation of seismic waves in a particular site of earth's surface [21].

All these phenomena share in common the fact that one or more regions of homogeneous behaviour are separated by strong discontinuities that play a crucial role in the physical process. For example, in the generation of earth's magnetic field, the Gutenberg and the Lehmann discontinuities respectively separating the outer core region from the mantle above and from the inner core below are the key to the simulation of thermal convection. In the simulation of seismic waves for a specific site of earth's surface, the clear separation between different geological formation and soil types, as well as the precise modeling of faults are crucial. For example, solid rocks tend to transmit seismic waves without transformation while sandy and clay soils will amplify them.

Figure 10 shows a tetrahedral mesh modeling the different soil types and faults in a local site. Embedded structures in the mesh can be used to represent the faults and the interfaces between soil types. These embedded structures, shown in yellow, form a non-manifold surface with non-manifold edges at the intersection between interfaces. Vertices of order 3 are obtained whenever these non-manifold edges reach the boundary of the mesh. Our simplification process preserves the complex non-manifold topology of the embedded structures even at a very coarse scale.

6.2 Isosurface Topology Preservation

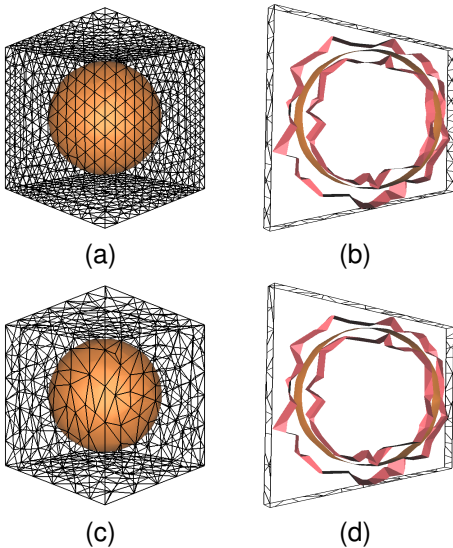


Fig. 11. (a) A cube along with an extracted isosurface shown in brown. (b) A cut section of the isosurface sandwiched between inner and outer envelopes shown in pink. (c) The simplified mesh and the extracted isosurface. (d) The cut section after simplification.

Topology of isosurfaces gives insights about important features of the underlying volumetric data. The topology

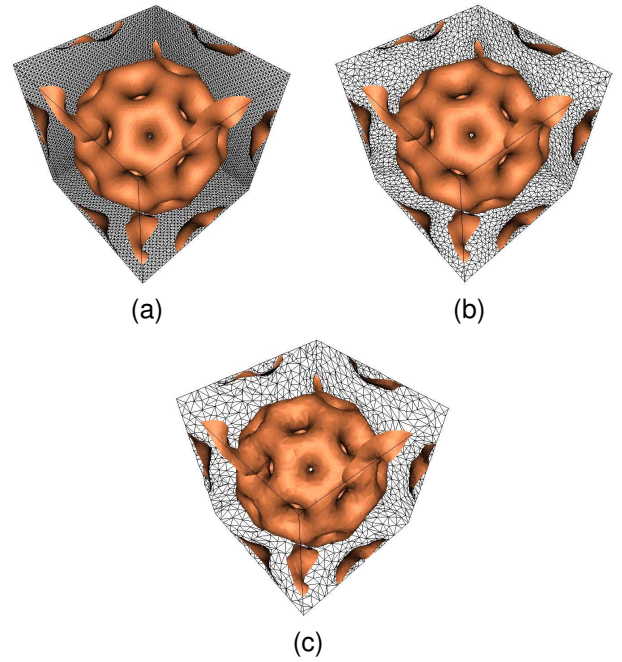


Fig. 12. Isosurface topology preserving volume simplification. (a), (b), and (c) show isosurface at 100%, 30%, and 10% respectively of original data.

of isosurfaces may be important in medical applications like cortex labeling, organ template fitting, etc. In CAD modeling, features like tunnels and holes are used in identifying important characteristics of the model.

Our simplification technique can be applied to preserve topology of specific isosurfaces in the case of tetrahedral meshes. Triangles that constitute the isosurface need not be part of the input mesh. So, we consider an outer and inner envelope of the isosurface such that triangles in the envelope are faces of tetrahedra in the input mesh, see Figure 11. The envelope thus identifies an isovolume that contains the isosurface. We treat the inner and outer envelopes as embedded structures while simplifying the volume. Since the topology of the envelope is preserved, the topology of the isovolume enclosed by the two envelopes is also preserved. Hence the topology of the original isosurface is preserved. It may happen that the simplified envelopes are not the envelopes of the isosurfaces computed on the simplified meshes. However, we can prevent this artifact by choosing the simplified scalar field values to lie outside that of the envelope surfaces.

Figure 12 shows isosurface extracted from the original and simplified Bucky Ball dataset. The isosurface in Figure 12(b) is very similar to the original isosurface, however changes can be noticed in Figure 12(c). This happens because the edges incident on the envelopes have a higher cost and hence the volume between the envelopes change only after 70% simplification is done.

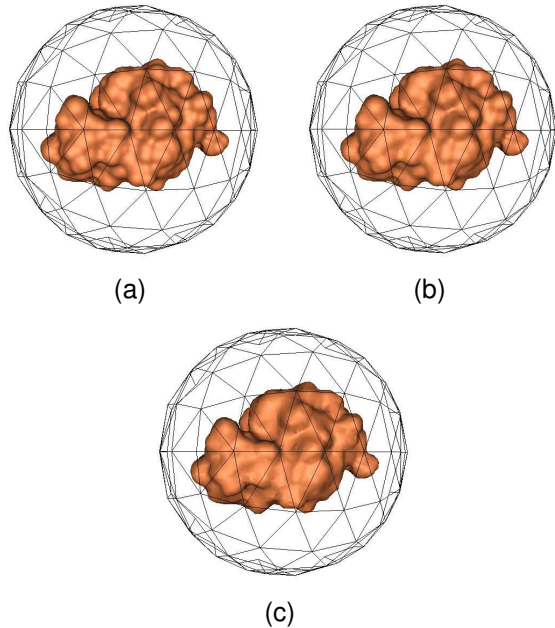


Fig. 13. Molecular surface simplification. The mesh representing the volume occupied by the protein molecule (PDB ID: 193L) is simplified while preserving the topology of the molecular surface. (a), (b), and (c) show molecular surface at 100%, 30%, and 10% respectively of original data.

6.3 Molecular Surface Topology Preservation

Modeling of molecular surfaces of proteins is useful in applications like biomolecular recognition, study of drug binding cavities, etc. Preserving the topology of the molecular surface is important in studying the properties of the molecule. For example, the stability of a protein depends on the number and size of voids [18].

A molecule in solution is represented by a volume mesh. We simplify the mesh while preserving the topology of the molecular skin surface [19], which is specified as an embedded structure. Figure 13 shows a molecular surface embedded within a tetrahedral mesh having a spherical boundary. The molecular surface is very dense in the sense that many of the vertices of the mesh lie on the molecular surface. So, most of the edges selected for contraction lie on the molecular surface. This results in the spherical boundary remaining unchanged even after removing 90% of the vertices. Our technique preserves the topology of the molecular surface even though the simplification is essentially restricted to the molecular surface.

7 EXPERIMENTS

We simplify four datasets and measure the root mean square error, the time taken, and the standard deviation of dihedral, solid, and face angles during simplification. Three datasets from the AIM@SHAPE repository, (BUCKY BALL, PLASMA64, and LIQUID OXYGEN POST) have a scalar field associated with them. In each case,

TABLE 1
Results of simplification of three isosurface and a molecular surface dataset. The time taken is measured on a 2 GHz Intel Xeon CPU.

Dataset	%	#vert	rms	time (sec)
Bucky Ball	100	262144	0	0
	50	131072	0.024	34
	20	52428	0.035	60
	10	26214	0.037	71
	5	13107	0.041	78
Plasma64	100	274625	0	0
	50	137312	0.032	35
	20	54925	0.035	62
	10	27462	0.036	72
	5	13731	0.037	78
Liquid Oxygen Post	100	108300	0	0
	50	54150	0.051	17
	20	21660	0.084	27
	10	10830	0.095	30
	5	5415	0.105	33
Molecule	100	34920	0	0
	50	17460	0.008	6
	20	6984	0.021	11
	10	3492	0.047	13
	5	1746	0.127	14

we are interested in preserving the topology of one or more isosurfaces extracted from the data. For each vertex of the original mesh, the corresponding location in the simplified mesh is determined by interpolating inside tetrahedra of the simplified mesh. The difference between the scalar field value at these two locations determine the root mean square error. The fourth dataset represents a molecule in solution (PDB ID: 193L), where the surface of the molecule is stored as the embedded structure, see Section 6.3. Error introduced by the simplification is measured as the rms distance between the two surfaces. The datasets are normalised so that the spatial coordinates and function values lie between 0 and 1.

7.1 Results

Table 1 lists the average root mean square error introduced and the time taken during simplification of the four datasets. The average values of dihedral, solid, and face angles remain nearly constant, close to 1.22, 0.53, and 1.05 radians respectively. The standard deviation increases with simplification as shown in Figure 15.

7.2 Topology violation without using Link Conditions

The quadric error metric as described in Section 5.1 aims to preserve the geometry of the mesh and the embedded structure. We now illustrate, using an example, the importance of link conditions to ensure topology preservation.

Figure 14 shows a thin ring-like section in the embedded structure of the LIQUID OXYGEN POST dataset. The magnified view shows that the ring-like section is a 2-manifold with boundary. A simplification without checking link conditions of \tilde{K} creates a principal edge

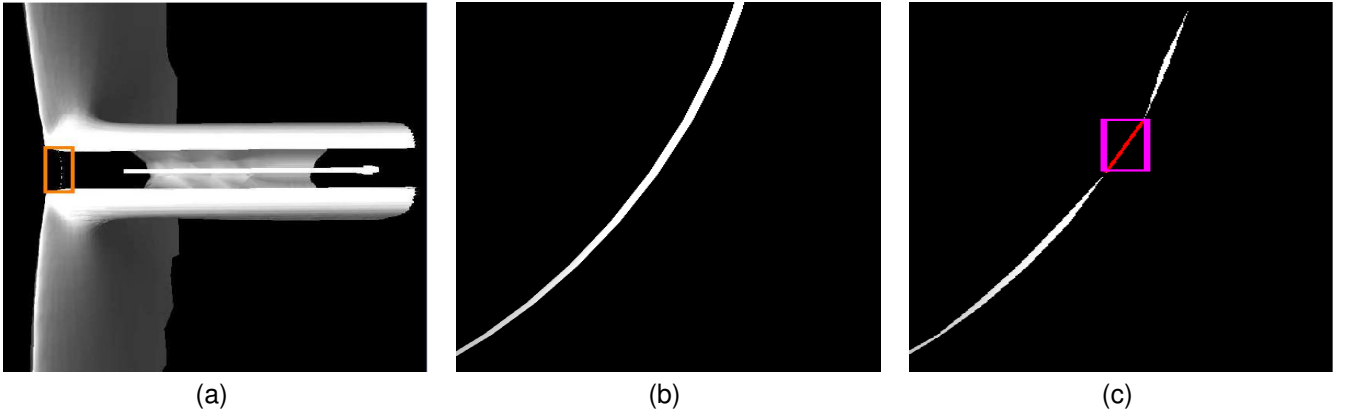


Fig. 14. Topology violation of embedded structure. (a) Embedded structure with a ring like portion. (b) Magnified view of the ring like portion which is a 2-manifold with boundary. (c) A principal edge appears (shown in red) after simplification. This indicates topology violation since the original embedded structure did not contain a principal edge.

(i.e. no cofaces). This shows violation of the topology of the embedded surface since the original embedded surface did not contain a principal edge. This example shows that a naïve simplification approach will not be suitable for applications that require guarantee about topology preservation.

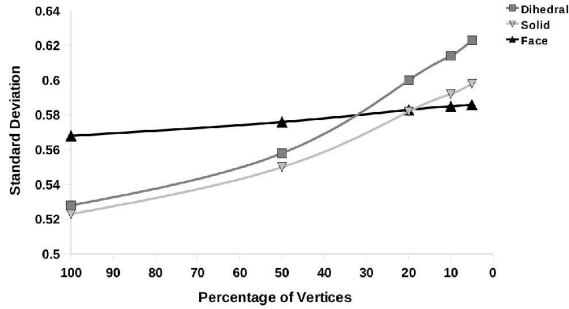


Fig. 15. Graph showing increase in standard deviation of dihedral, solid, and face angles for Liquid Oxygen Post dataset.

8 CONCLUSION

We prove theoretically the correctness of the link conditions proposed earlier [1], [2] for topology preserving simplification of meshes with embedded structures. Our approach results in a unified proof for 2D and 3D meshes. We also demonstrate usefulness of this technique in three novel applications: soil interface preservation in geophysics, isosurface topology preservation, and molecular surface topology preservation. Besides preserving the scalar field and creating good quality mesh elements, our implementation also ensures that the geometry of the embedded structure is preserved.

In this paper, we have analysed the necessity of the mesh simplification technique for 2D meshes with 1D embedded structures. The necessity of the technique in the case of 3D meshes needs to be analysed. Currently, we require a detailed case analysis for computing the

order of simplices. We plan to explore other approaches to compute the order of a simplex. Since such techniques would measure the topological complexity of simplices, they may provide better insights in identifying important features of a mesh.

APPENDIX A PROOF OF LEMMAS

Lemma 1. For an edge $ab \in E$, if $Ord(ab; E) = 1$, then

- $Ord(\sigma ab; \tilde{K}) = 1$
- $Ord(ab; \tilde{K}) \geq 1$.

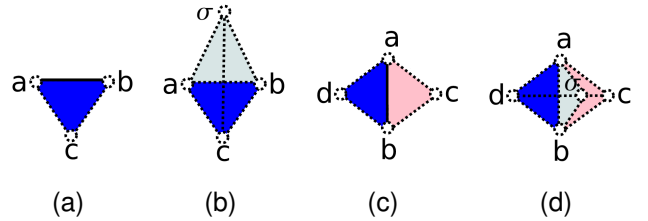


Fig. 16. (a) An order-1 edge ab in E and (b) the corresponding order-1 triangle σab in \tilde{K} . (c) An order-0 edge ab in E and (d) the corresponding order-0 triangle σab in \tilde{K} .

Proof: $Ord(ab; E) = 1$. So, $St(ab; E)$ has either exactly one triangle (as shown in Figure 16(a)) or more than two triangles and hence $St(\sigma ab; \tilde{K})$ has either exactly one tetrahedron (Figure 16(b)) or more than two tetrahedra. Thus $Ord(\sigma ab; \tilde{K}) = 1$. Since order of a face cannot be less than its coface, $Ord(ab; \tilde{K}) \geq 1$.

Lemma 2. For an edge $ab \in E$, if $Ord(ab; E) = 0$, then $Ord(\sigma ab; \tilde{K}) = 0$.

Proof: Since $Ord(ab; E) = 0$, ab is either principal or incident on exactly two triangles (Figure 16(c)). Hence in \tilde{K} , σab is principal or incident on exactly two tetrahedra (Figure 16(d)) and therefore $Ord(\sigma ab; \tilde{K}) = 0$.

Lemma 3. For a vertex $a \in E$, if $\text{Ord}(a; E) \geq 1$, then $\text{Ord}(\sigma a; \tilde{K}) \geq 1$.

Proof: Since $\text{Ord}(a; E) \neq 0$, $|St(a; E)|$ is not a manifold. Hence $|St(\sigma a; \tilde{K})|$ is also not a manifold. Therefore $\text{Ord}(\sigma a; \tilde{K}) \geq 1$.

Lemma 4. For an edge $ab \in E$, if $\text{Ord}(ab; E) = 1$ and $\text{Ord}(a; E) = 2$, then $\text{Ord}(\sigma a; \tilde{K}) = 2$.

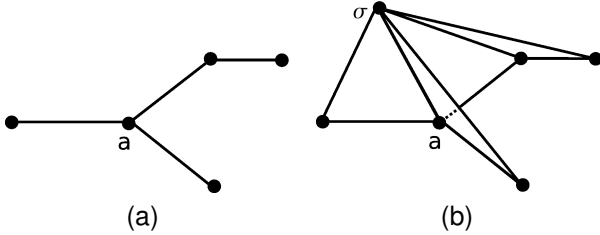


Fig. 17. (a) A 1-complex with a vertex a on its 1-boundary. Note that all vertices with degree not equal to two, lie on the 1-boundary. (b) Add cones from σ to the 1-complex. The edge σa is incident on three triangles and therefore lies on the 1-boundary of the 2-complex.

Proof:

Case 1. $a \in Bd_1 Bd_1 E$:

Since all the edges in $Bd_1 E$ are order-1 edges in E , in particular, the edges incident on a in $Bd_1 E$ are order-1 edges in E . By Lemma 1, the triangles in \tilde{K} formed by adding cones from σ to these edges have order 1. Since $Bd_1 E$ is a 1-complex, a is incident on one or more than two edges (see Figure 17(a)). Hence, the edge σa is incident on one or more than two triangles in \tilde{K} (see Figure 17(b)). Hence $\sigma a \in Bd_1 Bd_1 \tilde{K}$. We know from [9] that $Bd_1 Bd_1 \tilde{K} \subseteq Bd_2 \tilde{K}$. Therefore $\sigma a \in Bd_2 \tilde{K}$. Thus $\text{Ord}(\sigma a; \tilde{K}) = 2$.

Case 2. $a \notin Bd_1 Bd_1 E$:

Degree of a in $Bd_1 E$ is exactly 2. Besides the edge ab , assume that the vertex a is incident on edge ax . Since $\text{Ord}(ab; E) = 1$, ab is incident on either exactly one or more than two triangles in E . Let ab be incident on exactly one triangle. Since all edges incident on a , besides ax and ab , have order 0, the star of a contains a half disk as shown in Figure 18. We now consider two cases based on the number of triangles incident on ax .

Case 2a. ax is incident on one triangle:

In this case the sequence of triangles $aby_1, ay_1y_2, \dots, ay_nx$ form a half disk of triangles. If $St(a; E)$ is exactly a half disk, then $\text{Ord}(a; E) = 1$. However, we know $\text{Ord}(a; E) = 2$, hence $St(a; E)$ must contain at least one principal edge in addition to the half disk, as shown in Figure 18(a). Corresponding to each triangle, ay_iy_{i+1} in the half disk, $St(\sigma a; \tilde{K})$ contains the

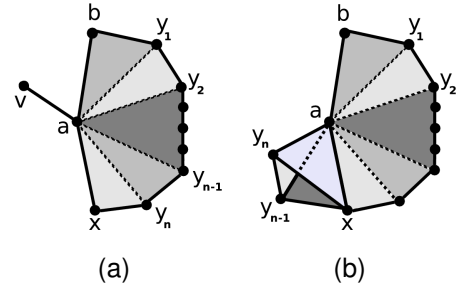


Fig. 18. (a) $\text{Ord}(\sigma a; \tilde{K}) = 2$ since $St(a; E)$ has a half disk and a principal edge. (b) $\text{Ord}(\sigma a; \tilde{K}) = 2$ since ab and ax are incident on one and three triangles respectively.

tetrahedron σay_iy_{i+1} and corresponding to each principal edge av , $St(\sigma a; \tilde{K})$ contains the principle triangle σav . It is not possible to have isomorphic subdivisions of $St(\sigma a; \tilde{K})$ and star of a triangle in any arbitrary complex because of the principal triangles in $St(\sigma a; \tilde{K})$. So, $\text{Ord}(\sigma a; \tilde{K}) = 2$.

Case 2b. ax is incident on more than two triangles: In this case, ab is incident on one triangle and ax is incident on more than two triangles, as shown in Figure 18(b). Hence, $St(\sigma a; \tilde{K})$ will contain the triangle σab , which is incident on only one tetrahedron, and σax which is incident on more than two tetrahedra. No subdivision of a triangle in any arbitrary complex can contain triangles incident on one and more than two tetrahedra at the same time. Thus $\text{Ord}(\sigma a; \tilde{K}) = 2$.

The above arguments extend to the case when ab is incident on more than two triangles and ab and ax are incident on different number of triangles.

The only case remaining is when ab and ax do not form half disks but are incident on the same number of triangles. At least two of the triangles incident on ab remain connected even when edge ab is removed. This implies, at least two of the tetrahedra incident on σab remain connected even when the triangle σab is removed. Note that the above mentioned tetrahedra lie in $St(\sigma a; \tilde{K})$. Now, consider a triangle in an arbitrary complex whose star contains at least three tetrahedra. One of the triangles in the subdivision of this star satisfies the property that its removal disconnects the incident tetrahedra. The existence of such a triangle implies that $St(\sigma a; \tilde{K})$ and the star of a triangle cannot have isomorphic subdivisions. So, $\text{Ord}(\sigma a; \tilde{K}) = 2$.

Lemma 5. $Bd_i^\omega K \subseteq Bd_i^\omega \tilde{K}$, $\forall i \geq 0$.

Proof: Except for the simplices in E , all other simplices have the same star in K and \tilde{K} . Hence the only simplices whose order may differ between K and \tilde{K} are those in E . For a simplex $s \in E$, $\text{Ord}(s; K) = 0$ since $E \cap Bd_1 K = \emptyset$. Since order of a simplex is a non-negative number,

$Ord(s; \tilde{K}) \geq 0$. Hence $Bd_i^\omega K \subseteq Bd_i^\omega \tilde{K}$.

Note that the assumption, $E \cap Bd_1 K = \emptyset$, is essentially required only for the proof of Lemma 5.

APPENDIX B PROOF OF NECESSITY CONDITIONS

The link conditions for \tilde{K} ,

$$Lk_0^\omega(a; \tilde{K}) \cap Lk_0^\omega(b; \tilde{K}) = Lk_0^\omega(ab; \tilde{K}), \quad (1)$$

$$Lk_1^\omega(a; \tilde{K}) \cap Lk_1^\omega(b; \tilde{K}) = \emptyset. \quad (2)$$

are not necessary in the following special cases.

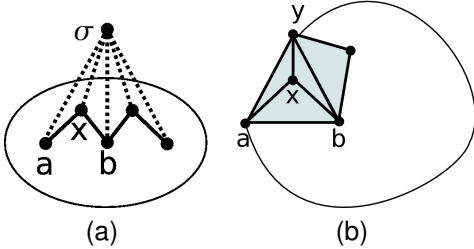


Fig. 19. Two exceptions where the edge ab can be contracted without violating topology, but violates the link conditions. (a) Exception 1 : a , x , and b are the first 3 vertices in E . (b) Exception 2 : ya is on the boundary of K .

Exception 1. $Lk_0^\omega(a; \tilde{K}) \cap Lk_0^\omega(b; \tilde{K})$ contains an edge σx where a , x , and b are three vertices of E as shown in Figure 19(a). In this case, there is no topology violation since the complex before and after contraction is topologically equivalent. However, link condition (1) is violated as an edge is present in $Lk_0^\omega(a; \tilde{K}) \cap Lk_0^\omega(b; \tilde{K})$.

Exception 2. $Lk_0^\omega(a; \tilde{K}) \cap Lk_0^\omega(b; \tilde{K})$ contains an edge xy such that either ya or yb lies on the boundary of K (Figure 19(b)). If ya and yb were not on the boundary of K , then after contraction of ab , the edge yc would have been incident on three triangles and hence caused a topology violation. However, without loss of generality, say ya is on the boundary. After contraction, yc is incident on two triangles and hence there is no topology violation.

We now show that, in all other cases, whenever link conditions of \tilde{K} are violated, the topology of K or E changes. The link conditions of \tilde{K} could be violated in three ways:

Case 1. An edge xy violates link condition (1):

Case 1a. $xy \in K$:

Since Exception 2 is excluded, the edge ya is part of two triangles in K - $ya x$ and $ya u$. Similarly, $y b$ is part of two triangles in K - $y b x$ and $y b v$ (Figure 20(a)). If $u \neq v$, after contracting ab to c , the edge yc is part of three triangles, $yc x$, $yc u$, and $yc v$.

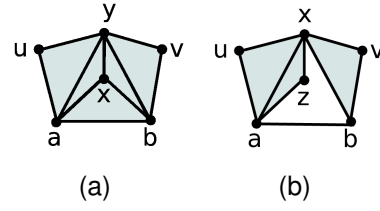


Fig. 20. (a) After contracting ab to c , yc becomes part of three triangles. (b) If ab contracts to c , the edge xc would be incident on three triangles.

In K , no edge is part of three triangles. Thus contracting ab results in change in topology of K . If $u = v$, then the same argument holds after replacing xy with yu .

Case 1b. $xy \notin K$:

The only edges in $Bd_0^\omega \tilde{K}$ that are not part of K are the edges incident on either σ or ω . Since all the edges in E are part of three triangles in \tilde{K} , the order of any edge in E is 1 in \tilde{K} . Hence for any simplex $s \in Bd_0^\omega \tilde{K}$, if cone from σ is added to s , then cone from ω is also added to s . So we can assume without loss of generality that x is ω .

If xy is $\omega\sigma$, since cones from ω are added only to simplices of order 1 or higher $Ord(\sigma a; E) = Ord(\sigma b; E) = 1$. This means that σa and σb are incident on a single triangle. Hence a and b are degree-1 vertices in E . If there is no path from a to b in E , then contracting ab connects two disconnected components in E . If the path from a to b in E consists of only one edge, then contracting ab would destroy the embedded structure. If there are more than one edge, since Exception 1 is excluded, contracting ab would create a new cycle in E (Figure 21(b)). Thus topology of E is violated.

If y is not σ , since cone from ω is added only to order-1 edges, ay and by have order 1. Hence, ya and $y b$ are either both in E or $Bd_1 K$. Note that it is not possible for one edge to be in E and the other to be in $Bd_1 K$ since $E \cap Bd_1 K = \emptyset$.

If $ya, y b \in E$, since Exception 1 is excluded, either $ab \in E$ or there exist edges $wa, bz \in E$. On the other hand, if $ya, y b \in Bd_1 K$, since $Bd_1 K$ is a 1-manifold, either $ab \in Bd_1 K$ or there exist edges $wa, bz \in Bd_1 K$.

If $ab \in Bd_1 K$, then contracting ab changes topology of $Bd_1 K$ because the cycle $ab - by - ya$ exists before contraction and does not exist after contraction. The same argu-

ment holds if $ab \in E$. So, we can assume that the path $wa-ay-yb-bz$ exists in either Bd_1K or E (Figure 21(a)). After contracting ab to c , the edges wc , yc , and zc are incident on c and thus either Bd_1K or E becomes a non-manifold after contraction. If $w = z$, then a cycle is destroyed.

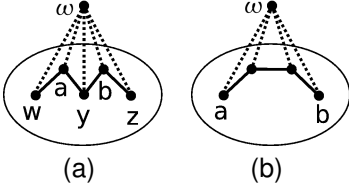


Fig. 21. (a) Bd_1K or E becomes a non-manifold after contracting ab . (b) Contracting edge ab creates a new cycle in Bd_1K or E .

Case 2. Link condition (1) is violated only by vertices, say vertex x :

If x is not σ or ω , then edge ax , bx , and ab exist, but the triangle axb does not exist. Since K cannot have principal edges, there exists triangles axu and $b xv$. We can assume that $u \neq v$, since $Lk_0^\omega(a; \tilde{K}) \cap Lk_0^\omega(b; \tilde{K})$ does not contain any edges. If both ax and bx were part of exactly one triangle, then $Lk_0^\omega(a; \tilde{K}) \cap Lk_0^\omega(b; \tilde{K})$ would have contained the edge ωx . Hence we can assume that ax is shared by a second triangle, axz (Figure 20(b)). After contracting ab to c , the edge xc becomes part of three triangles, xzc , xcu , and $x cv$ and thus topology of K changes. If x is either σ or ω , then a and b are vertices in E or Bd_1K . We can assume without loss of generality that x is ω since all the cones added from σ are also added from ω . If there is no path from a to b in link of ω then contracting ab would violate topology as it would connect two components which are disconnected in $Bd_1\tilde{K}$. If there is a path from a to b in link of ω , then since $Lk_0^\omega(a; \tilde{K}) \cap Lk_0^\omega(b; \tilde{K})$ contains no edges, the path contains at least 3 edges (Figure 21(b)). Otherwise if ay , $y b$ are the only two edges, then edge $\omega y \in Lk_0^\omega(a; \tilde{K}) \cap Lk_0^\omega(b; \tilde{K})$. Hence contracting ab introduces a new cycle and changes topology of E or Bd_1K .

Case 3. Link condition (2) is violated by a vertex x : If $x \in K$, then the cycle ax , bx , and ab exists in $E \cup Bd_1K$ and the cycle would be destroyed by contracting ab thus changing the topology of E or Bd_1K . If x is ω or σ , a and b are degree-1 vertices in E . We have already considered this case earlier in Case 1b.

Datta for discussions on the correctness of proof of topology preservation, and Dr. Philippe Gueguen for discussions on applications in geophysics. We also thank Dr. Xinwei Shi for skin meshing software and AIM@SHAPE repository for providing interesting datasets.

REFERENCES

- [1] F. Vivodtzev, G.P. Bonneau, S. Hahmann, H. Hagen, "Substructure Topology Preserving Simplification of Tetrahedral Meshes", *Proc. TopoInVis*, 2009.
- [2] F. Vivodtzev, G.P. Bonneau, P.L. Texier, "Topology Preserving Simplification of 2D Non-Manifold Meshes with Embedded Structures", *The Visual Computer Journal*, 21(8), pp. 679-688, 2005. Special issue of Pacific Graphics 05, Macao, China, Oct. 2005.
- [3] P. Cignoni, C. Montani, Scopigno, R., "A comparison of mesh simplification algorithms", *Comput. Graph.* 22(1), 37-54, 1998.
- [4] M. Garland, "Multiresolution modeling: survey and future opportunities", *Eurographics '99 State of the Art Reports*, pp. 111-131, 1999.
- [5] D.P. Luebke, "A developer's survey of polygonal simplification algorithms", *IEEE Comput. Graph. Appl.* 21(3), 24-35, 2001.
- [6] M. Garland, P.S. Heckbert, "Surface simplification using quadric error metrics", *Comput. Graph.* 31, 209-216, 1997.
- [7] M. Garland, P. Heckbert, "Simplifying Surfaces with Color and Texture using Quadric Error Metrics", In *Proceedings of IEEE Visualization*, 1998.
- [8] V. Natarajan, H. Edelsbrunner, "Simplification of three-dimensional density maps", *IEEE Transactions on Visualization and Computer Graphics*, 10(5), 587-597, 2004.
- [9] T.K. Dey, H. Edelsbrunner, S. Guha, D. V. Nekhayev, "Topology preserving edge contraction", *Publ. Inst. Math. (Beograd) (N.S.)*, 66:23-45, 1999.
- [10] I. Guskov, Z. Wood, "Topological noise removal", In *Proc. Graphics Interface*, pages 19-26, 2001.
- [11] A. Gyulassy, V. Natarajan, V. Pascucci, P.T. Bremer, B. Hamann, "Topology-based simplification for feature extraction from 3d scalar fields", In *Proc. IEEE Conf. Visualization*, pages 535-542, 2005.
- [12] A. Gyulassy, V. Natarajan, V. Pascucci, P. T. Bremer, B. Hamann, "A topological approach to simplification of three-dimensional scalar fields", *IEEE Transactions on Visualization and Computer Graphics* (special issue IEEE Visualization 2005), pages 474-484, 2006.
- [13] P. Lindstrom, C. T. Silva, "A memory insensitive technique large model simplification", *Proceedings of the conference on Visualization 01. IEEE Computer Society*, pp. 121-126, 2001.
- [14] E. Mucke, "Shapes and Implementations in Three Dimensional Geometry", PhD thesis, University of Illinois at Urbana-Champaign, 1993.
- [15] D.W. Barnette, A.L. Edelson, "All 2-manifolds have finitely many minimal triangulations", *Israel J. Math.*, 67(1):123-128, 1989.
- [16] S.A. Lavrenchenko, "Irreducible triangulations of a torus", *Ukrain. Geom. Sb.*, (30):52-62, ii, 1987.
- [17] H.T. Vo, S.P. Callahan, P. Lindstrom, V. Pascucci, C.T. Silva, "Streaming Simplification of Tetrahedral Meshes", *IEEE Transactions on Visualization and Computer Graphics*, 145-155, 2007.
- [18] S. Chakravarty, A. Bhinge, R. Varadarajan, "A procedure for detection and quantitation of cavity volumes in proteins: application to measure the strength of the hydrophobic driving force in protein folding", *J. Biol. Chem* 277:31345-31353, 2002.
- [19] H.L. Cheng, X. Shi, "Quality mesh generation for molecular skin surfaces using restricted union of balls", *Comput. Geom.* 42(3): 196-206, 2009.
- [20] G.A. Glatzmaier, P.H. Roberts, "A three-dimensional self-consistent computer simulation of a geomagnetic field reversal", *Nature*, 377, 203-209, 1995.
- [21] De la Puente, J., M. Dumbser, M. Kaser, H. Igel, "Discontinuous Galerkin Methods for Wave Propagation in Poroelastic Media", *Geophysics*, 73(5), T77-T97, 2008.

ACKNOWLEDGMENTS

We thank Dr. Fabien Vivodtzev for his valuable inputs and contributions to this paper. We thank Dr. Basudeb



Dilip Mathew Thomas is a Ph.D. candidate in Computer Science at Indian Institute of Science, Bangalore. He received B.Tech. degree from National Institute of Technology, Calicut, and M.E. degree from Indian Institute of Science, both in Computer Science and Engineering. His research interests include scientific visualization and computational topology.



Vijay Natarajan is an assistant professor in the Department of Computer Science and Automation and the Supercomputer Education and Research Centre at the Indian Institute of Science, Bangalore. He received the Ph.D. degree in computer science from Duke University in 2004 and holds the B.E. degree in computer science and M.Sc. degree in mathematics from Birla Institute of Technology and Science, Pilani, India. His research interests include scientific visualization, computational geometry, computational topology, and meshing.



Georges-Pierre Bonneau graduated from the Ecole Normale Supérieure de Cachan, France, and received the PhD degree in Computer Science in 1993 from the University of Kaiserslautern, Germany. He is professor in computer science at Grenoble University, France. His research interests include multiresolution analysis, graphics applications of visual perception, scientific visualization and computer aided geometric design. He has served on the editorial board committee of IEEE Transactions on Visualization

and Computer Graphics from 2002 to 2006. He co-organized two Dagstuhl seminars on scientific visualization, and has been member of international program committees of many graphics conferences.